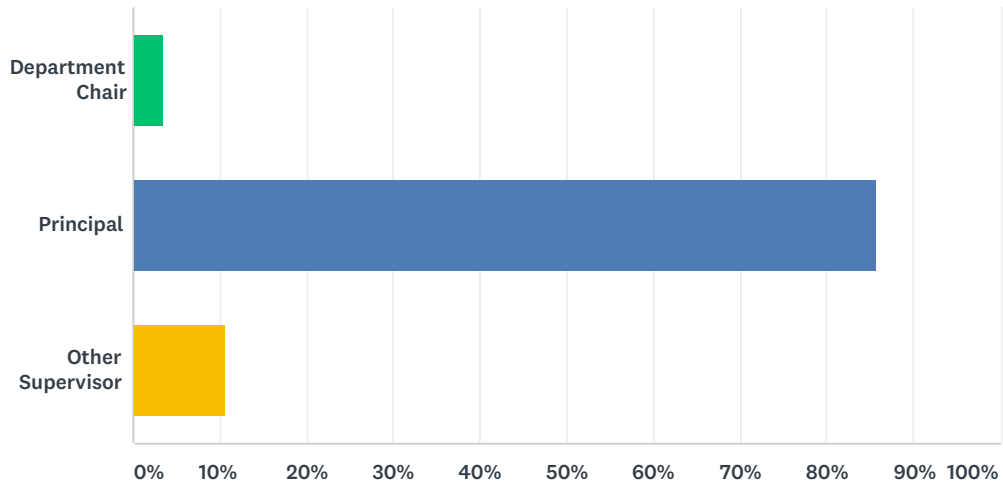


Q6 Your position:

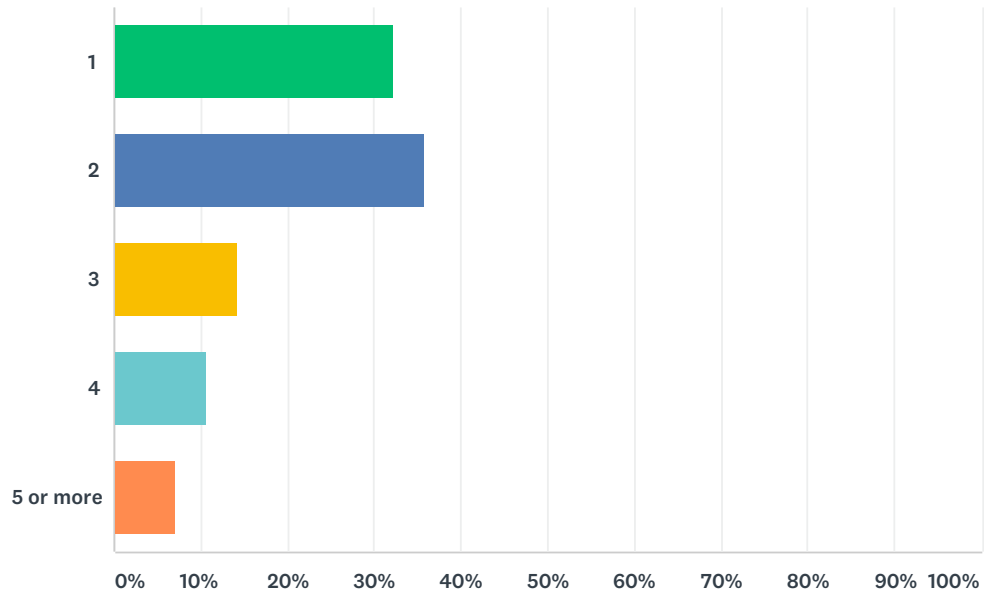
Answered: 28 Skipped: 0



ANSWER CHOICES	RESPONSES	
Department Chair	3.57%	1
Principal	85.71%	24
Other Supervisor	10.71%	3
TOTAL		28

Q3 Years in position at your school through 2016-2017:

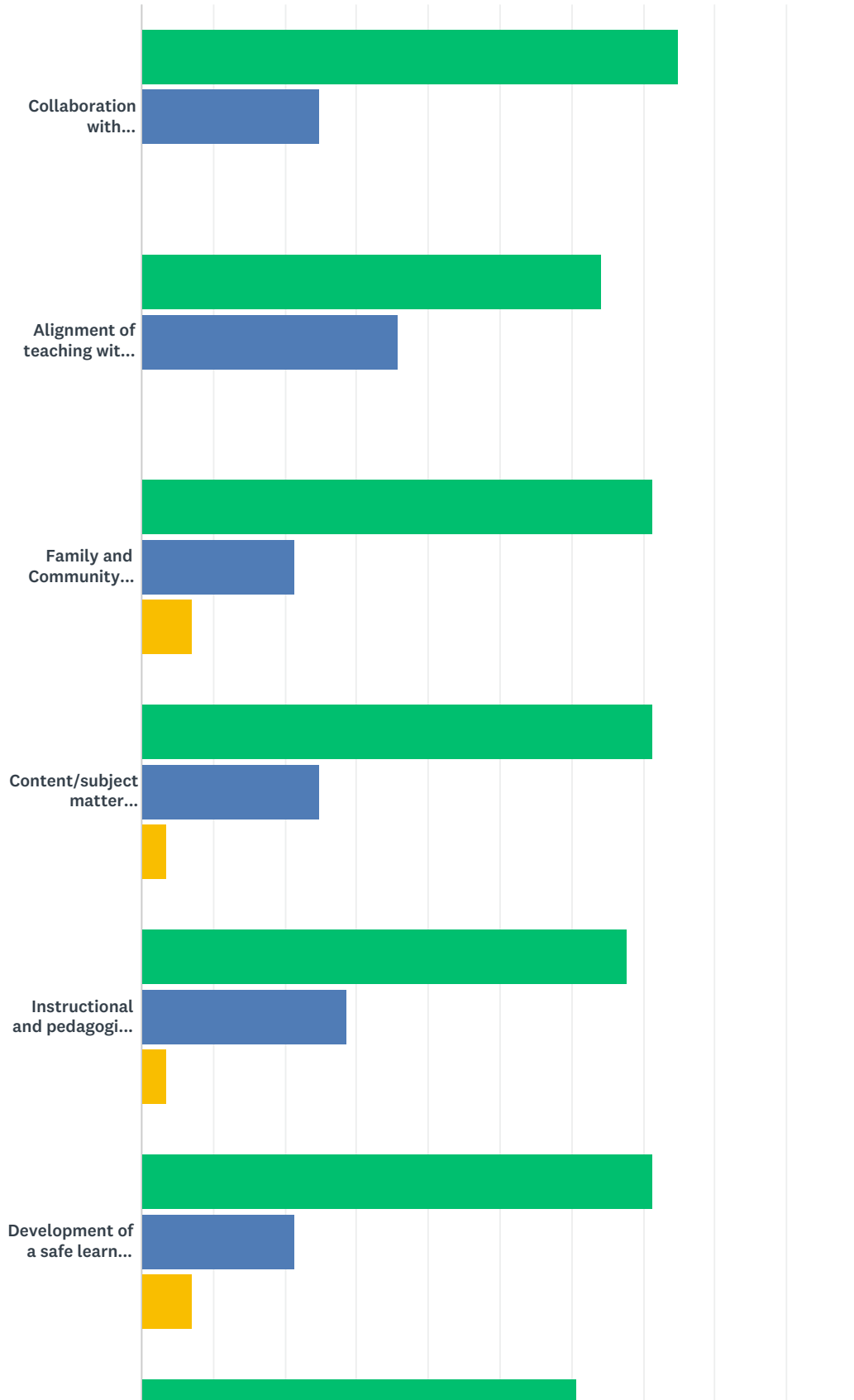
Answered: 28 Skipped: 0



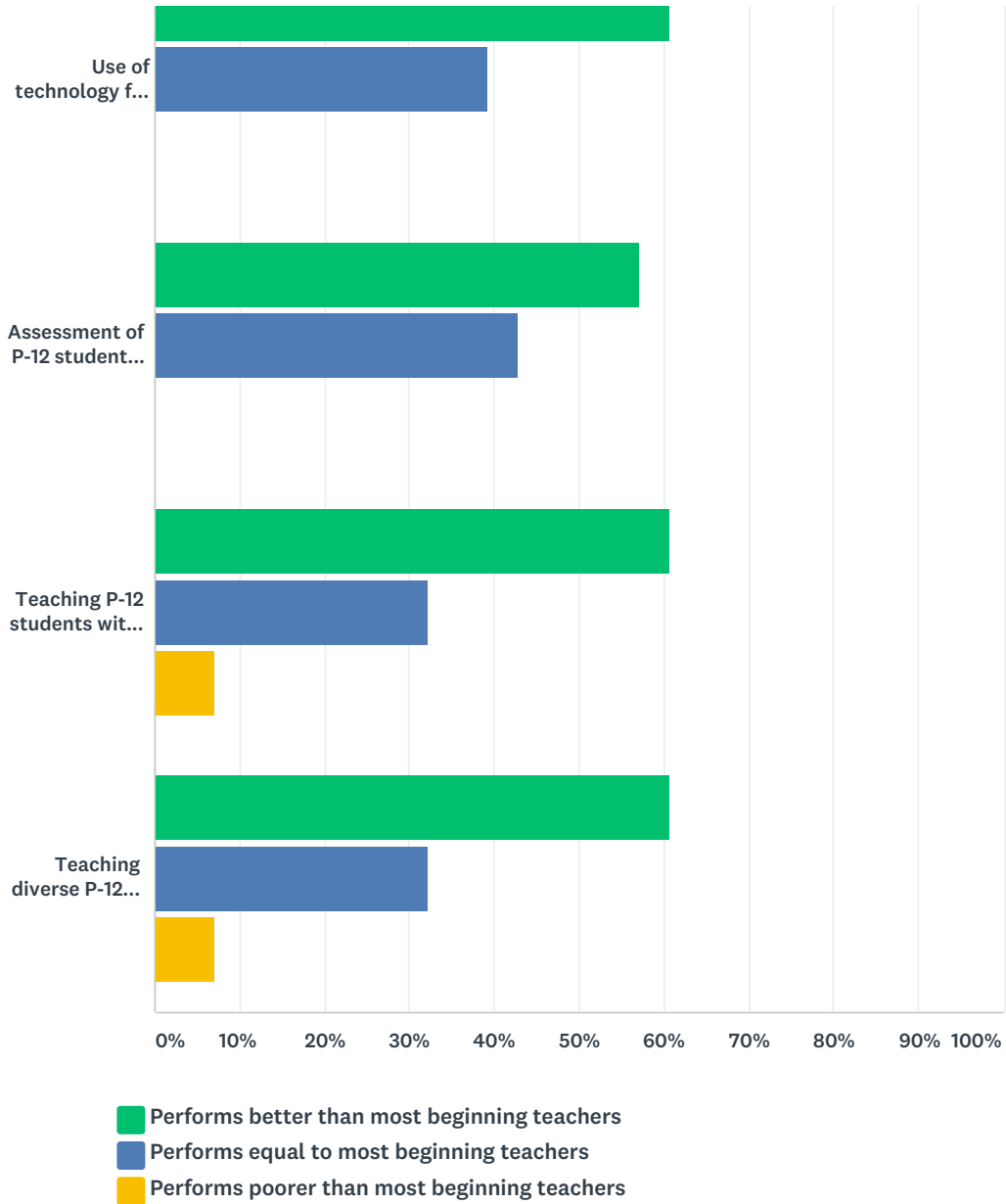
ANSWER CHOICES	RESPONSES	
1	32.14%	9
2	35.71%	10
3	14.29%	4
4	10.71%	3
5 or more	7.14%	2
TOTAL		28

Q8 Evaluation of Skills

Answered: 28 Skipped: 0



Wheaton College Teacher Evaluation



	PERFORMS BETTER THAN MOST BEGINNING TEACHERS	PERFORMS EQUAL TO MOST BEGINNING TEACHERS	PERFORMS POORER THAN MOST BEGINNING TEACHERS	TOTAL
Collaboration with school-based colleagues and staff	75.00% 21	25.00% 7	0.00% 0	28
Alignment of teaching with state/national standards	64.29% 18	35.71% 10	0.00% 0	28
Family and Community engagement	71.43% 20	21.43% 6	7.14% 2	28
Content/subject matter knowledge	71.43% 20	25.00% 7	3.57% 1	28
Instructional and pedagogical content knowledge	67.86% 19	28.57% 8	3.57% 1	28
Development of a safe learning environment	71.43% 20	21.43% 6	7.14% 2	28

Wheaton College Teacher Evaluation

Use of technology for student learning	60.71% 17	39.29% 11	0.00% 0	28
Assessment of P-12 student learning	57.14% 16	42.86% 12	0.00% 0	28
Teaching P-12 students with diverse needs	60.71% 17	32.14% 9	7.14% 2	28
Teaching diverse P-12 students	60.71% 17	32.14% 9	7.14% 2	28